














































BẢNG BÁO GIÁ MÁY BƠM EBARA (NHẬP KHẨU ITALIA)



(Áp dụng từ 01/03/2022 - Đơn giá chưa bao gồm thuế VAT - bắt buộc lấy VAT)



TT	Model	Nguồn/ Nhiệt độ bơm được (V ^o C)	Công suất		Cột áp M	Lưu lượng Lít/Phút	Đường kính Hút-xả	Đơn giá cũ chưa VAT	Hình ảnh minh họa
			KW	HP					
CDX - Bơm ly tâm 1 tầng cánh- Buồng bơm bằng Inox 304, cánh bơm bằng đồng									
1	CDXM 70/05	220/60	0.37	0.5	20.7-15	20-90	42-34	8,190,000	 <p>EBARA SERIES CDXM</p>
2	CDX 70/05	380/60	0.37	0.5	20.7-15	20-90	42-34	8,210,000	
3	CDXM 70/07	220/60	0.55	0.75	28 - 20.5	20-80	42-34	8,550,000	
4	CDX 70/07	380/60	0.55	0.75	28 - 20.5	20-80	42-34	8,892,000	
5	CDXM 90/10	220/60	0.75	1	30.3-19.5	20-110	42-34	9,230,000	
6	CDX 90/10	380/60	0.75	1	30.3-19.5	20-110	42-34	9,610,000	
7	CDXM 120/07	220/60	0.55	0.75	20.5-12.5	50-180	42-34	9,120,000	
8	CDX 120/07	380/60	0.55	0.7	20.5-12.5	50-180	42-34	8,790,000	
9	CDXM 120/12	220/90	0.9	1.2	29.5-19.5	50-160	42-34	10,440,000	
10	CDX 120/12	380/90	0.9	1.2	29.5-19.5	50-160	42-34	10,860,000	
11	CDXM 120/20	220/90	1.5	2	37.5-28.6	50-160	49-34	13,510,000	
12	CDX 120/20	380/90	1.5	2	37.5-28.6	50-160	49-34	14,350,000	
13	CDXM 200/12	220/90	0.9	1.2	20.6-12.5	80-250	49-34	11,280,000	
14	CDX 200/12	380/90	0.9	1.2	20.6-12.5	80-250	49-34	11,610,000	
15	CDXM 200/20	220/90	1.5	2	31-23	80-250	49-34	13,330,000	
16	CDX 200/20	380/90	1.5	2	31-23	80-250	49-34	13,490,000	
17	2CDX 70/10	380/60	0.75	1	38.5-27	20-80	42-34	13,330,000	 <p>EBARA SERIES 2CDXM</p>
18	2CDX 70/12	380/60	0.9	1.2	44.5-30	20-80	42-34	13,540,000	
19	2CDX 70/15	380/60	1.1	1.5	52.5-36.5	20-80	42-34	15,070,000	
20	2CDXM 70/15	220/60	1.1	1.5	52.5-36.5	20-80	42-34	15,170,000	
21	2CDX 120/15	380/60	1.1	1.5	42-30	40-150	42-34	15,680,000	
22	2CDXM 120/15	220/60	1.1	1.5	42-30	40-150	42-34	15,770,000	
23	2CDX 70/20	380/60	1.5	2	60-44	20-80	42-34	15,960,000	
24	2CDXM 70/20	220/60	1.5	2	60-44	20-80	42-34	15,820,000	
25	2CDX 120/20	380/60	1.5	2	51.5-36.5	40-150	42-34	17,840,000	
26	2CDXM 120/20	220/60	1.5	2	51.5-36.5	40-150	42-34	18,400,000	
27	2CDX 120/30	380/60	2.2	3	59-44	40-150	42-34	20,980,000	
28	2CDX 200/30	380/60	2.2	3	52-39.5	60-210	49-34	20,980,000	
29	2CDX 120/40	380/60	3	4	68.5-52	40-150	42-34	22,890,000	
30	2CDX 200/40	380/60	3	4	62.5-49	60-120	49-34	22,890,000	
31	2CDX 200/50	380/60	3.7	5	71.5-57.5	60-210	49-34	25,660,000	
32	CD 70/05	380/60	0.37	0.5	20.7-15	20-90	42-34	9,930,000	 <p>EBARA</p>
33	CD 90/10	380/60	0.75	1	30.3-18.5	20-110	42-34	11,840,000	
34	CD 70/12	380/60	0.9	1.2	35-26.5	20-80	42-34	13,910,000	
35	CDM 90/10	220/60	1.75	1	30.3-18.5	20-110	42-34	11,370,000	

TT	Model	Nguồn/ Nhiệt độ bơm được (V/°C)	Công suất		Cột áp M	Lưu lượng Lít/Phút	Đường kính Hút-xả	Đơn giá cũ chưa VAT	Hình ảnh minh họa
			KW	HP					
36	CD 120/20	380/90	1.5	2	37.5-28.6	50-160	42-34	18,630,000	
37	CDM 120/20	220/90	1.5	2	37.5-28.6	50-160	42-34	14,580,000	
38	CD 200/20	380/90	1.5	2	31-23	80-250	49-34	15,380,000	
39	CDM 200/20	220/90	1.5	2	31-23	80-250	49-34	14,720,000	
40	JEXM 100	220/60	0.75	1	37-21	2-70	42-34	8,100,000	
41	JESM 5	220/45	0.37	0.5	28-11.5	5-45	34-34	6,980,000	
42	JEM 100	220/45	0.75	1	43-21	2-70	42-34	10,100,000	
43	CMA 0.50M	220/40	0.37	0.5	20.9-13.1	20-90	34-34	4,210,000	
44	CMA 0.50T	380/40	0.37	0.5	20.9-13.1	20-90	34-34	4,210,000	
45	CMA 0.75M	220/40	0.55	0.75	29.7-20.2	20-85	34-34	5,510,000	
46	CMA 0.75T	380/40	0.55	0.75	29.7-20.2	20-85	34-34	5,510,000	
47	CMA 1.00M	220/40	0.75	1	33-23.5	20-100	34-34	5,750,000	
48	CMA 1.00T	380/40	0.75	1	33-23.5	20-100	34-34	5,980,000	
49	CMA 1.50M	220/90	1.1	1.5	39.4-34.5	20-110	42-34	9,630,000	
50	CMA 1.50T	380/90	1.1	1.5	39.4-34.5	20-110	42-34	9,370,000	
51	CMA 2.00M	220/90	1.5	2	47.5-42	20-120	42-34	10,720,000	
52	CMA 2.00T	380/90	1.5	2	47.5-42	20-120	42-34	10,540,000	
53	CMB 1.50M	220/90	1.1	1.5	22.5-16.2	100-280	60-42	9,770,000	
54	CMB 1.50T	380/90	1.1	1.5	22.5-16.2	100-280	60-42	9,610,000	
55	CMB 2.00M	220/90	1.5	2	30.8-23.6	100-28	60-42	11,100,000	
56	CMB 2.00T	380/90	1.5	2	30.8-23.6	100-280	60-42	10,960,000	
57	CMB 3.00T	380/90	2.2	3	35.5-28.5	100-280	60-42	11,790,000	
58	CMB 4.00T	380/90	3	4	45.4-36.1	100-280	60-42	18,330,000	
59	CMB 5.50T	380/90	4	5.5	57-48	100-280	60-42	20,680,000	
60	CMD 300T	380/90	2.2	3	16.1-10.4	300-1000	76-76	12,260,000	
61	PRA 100M	220/80	0.75	1	62.2-13	5-50	34-34	5,260,000	
62	PRA 150M	220/80	1.1	1.5	81.3-18	10-65	34-34	7,890,000	
63	PRA 200M	220/80	1.5	2	88.4-22.1	10-70	34-34	8,050,000	
64	PRA 200T	380/80	1.5	2	88.4-22.1	10-70	34-34	9,250,000	
65	CDA 0.75M	220/40	0.55	0.75	33-17	20-80	34-34	7,190,000	
66	CDA 0.75T	380/40	0.55	0.75	33-17	20-80	34-34	7,980,000	
67	CDA 100M	220/40	0.74	1	39.5-21	20-90	34-34	7,890,000	
68	CDA 100T	380/40	0.74	1	39.5-21	20-90	34-34	8,070,000	
69	CDA 150M	220/90	1.1	1.5	50.8-27.5	20-100	42-34	12,330,000	
70	CDA 150T	380/90	1.1	1.5	50.8-27.5	20-100	42-34	12,330,000	
71	CDA 200M	220/90	1.5	2	60.6-32.5	20-110	42-34	13,210,000	
72	CDA 200T	380/90	1.5	2	60.6-32.5	20-110	42-34	13,170,000	
73	CDA 300T	380/90	2.2	3	60.4-32	40-140	42-34	15,310,000	
74	CDA 400T	380/90	3	4	67.1-48.1	50-190	49-42	22,630,000	
75	CDA 550T	380/90	4	5.5	76.5-54	50-210	49-42	24,010,000	

TT	Model	Nguồn/ Nhiệt độ bơm được (V/°C)	Công suất		Cột áp M	Lưu lượng Lít/Phút	Đường kính Hút-xả	Đơn giá cũ chưa VAT	Hình ảnh minh họa
			KW	HP					
76	MATRIX 3-6T/0.9	380/110	0.9	1.2	62.7-24	20-80	34-34	13,400,000	 <p>SERIES MATRIX</p>
77	MATRIX 3-9T/1.5	380/110	1.5	2	94-36	20-80	34-34	19,030,000	
78	MATRIX 3-9T/1.5M	220/110	1.5	2	94-36	20-80	34-34	17,660,000	
79	MATRIX 5-4T/0.9	380/110	0.9	1.2	43-17.6	30-130	42-34	11,650,000	
80	MATRIX 5-6T/1.3	380/110	1.3	1.8	64.5-26.4	30-130	42-34	15,070,000	
81	MATRIX 5-9T/2.2	380/110	2.2	3	85.9-35.2	30-130	42-34	19,140,000	
82	MATRIX 5-9T/2.2M	220/110	2.2	3	85.9-35.2	30-130	42-34	21,700,000	
83	MATRIX 10-4T/1.5	380/110	1.5	2	44.4-11.5	60-250	49-42	14,540,000	
84	MATRIX 10-6T/2.2	380/110	2.2	3	66.5-17.2	60-250	49-42	18,350,000	
85	MATRIX 10-6T/2.2M	220/110	2.2	3	66.5-17.2	60-250	49-42	20,980,000	
86	MATRIX 18-3T/2.2	380/110	2.2	3	32.9-7.8	130-450	60-49	16,400,000	
87	MATRIX 18-3T/2.2M	220/110	2.2	3	32.9-7.8	130-450	60-49	18,030,000	
88	MATRIX 18-5T/4.0	380/110	4	5.5	54.9-13.9	130-450	60-49	25,680,000	
89	CVM AM/12	220/40	0.9	1.2	69.2-23.4	20-80	42-42	10,910,000	 <p>SERIES CVM</p>
90	CVM AM/15	220/40	1.1	1.5	80.7-27.3	20-80	42-42	11,310,000	
91	CVM A/15	380/40	1.1	1.5	80.7-27.3	20-80	42-42	13,450,000	
92	CVM A/18	380/40	1.3	1.8	94.3-28.8	20-80	42-42	13,890,000	
93	CVM B/25	380/40	1.85	2.5	98.6-40.9	30-120	42-42	17,930,000	
106	EVMS 3 5F5 Q1BEG E/0.55	380V	0.55	0.75	34 - 19.5	20-75	34-34	24,290,000	 <p>SERIES EVMS</p>
107	EVMS 3 7F5 Q1BEG E/0.75	380V	0.75	1	47.6 - 27.3	20-75	34-34	25,890,000	
108	EVMS 3 8F5 Q1BEG E/0.75	380V	0.75	1	54.3 - 31.3	20-75	34-34	26,430,000	
109	EVMS 3 9F5 Q1BEG E/1.1	380V	1.1	1.5	61.1 - 35.2	20-75	34-34	27,750,000	
110	EVMS 3 10F5 Q1BEG E/1.1	380V	1.1	1.5	67.9 - 39.1	20-75	34-34	28,240,000	
111	EVMS 3 11F5 Q1BEG E/1.1	380V	1.1	1.5	74.7 - 43	20-75	34-34	29,150,000	
112	EVMS 3 12F5 Q1BEG E/1.1	380V	1.1	1.5	81.5 - 46.9	20-75	34-34	30,080,000	
113	EVMS 3 13F5 Q1BEG E/1.5	380V	1.5	2	90.9 - 53.6	20-75	34-34	33,450,000	
114	EVMS 3 14F5 Q1BEG E/1.5	380V	1.5	2	97.9 - 57.7	20-75	34-34	33,520,000	
115	EVMS 3 15F5 Q1BEG E/1.5	380V	1.5	2	104.9-61.8	20-75	34-34	34,450,000	
116	EVMS 3 16F5 Q1BEG E/1.5	380V	1.5	2	111.9-65.9	20-75	34-34	35,150,000	
117	EVMS 3 17F5 Q1BEG E/2.2	380V	2.2	3	119.7-71	20-75	34-34	36,380,000	
118	EVMS 3 19F5 Q1BEG E/2.2	380V	2.2	3	133.8-79.3	20-75	34-34	37,820,000	
119	EVMS 3 21F5 Q1BEG E/2.2	380V	2.2	3	147.9-87.7	20-75	34-34	39,540,000	
120	EVMS 3 23F5 HQ1BEG E/2.2	380V	2.2	3	162 - 96	20-75	34-34	41,150,000	
121	EVMS 3 24F5 HQ1BEG E/2.2	380V	2.2	3	169 - 100.2	20-75	34-34	41,850,000	
122	EVMS 3 25F5 HQ1BEG E/2.2	380V	2.2	3	176.1-104.4	20-75	34-34	48,290,000	
123	EVMS 3 27F5 HQ1BEG E/3.0	380V	3	4	190-112.7	20-75	34-34	49,940,000	
124	EVMS 3 29F5 HQ1BEG E/3.0	380V	3	4	204.2-121.2	20-75	42-42	51,410,000	
125	EVMS 5 5F5 Q1BEG E/1.1	380V	1.1	1.5	43.3 - 23.8	40-130	42-42	25,360,000	
126	EVMS 5 6F5 Q1BEG E/1.5	380V	1.5	2	53.3 - 30.2	40-130	42-42	27,660,000	
127	EVMS 5 7F5 Q1BEG E/1.5	380V	1.5	2	62.5 - 35.2	40-130	42-42	28,570,000	
128	EVMS 5 8F5 Q1BEG E/2.2	380V	2.2	3	71.9 - 40.8	40-130	42-42	29,730,000	
129	EVMS 5 9F5 Q1BEG E/2.2	380V	2.2	3	80.9 - 45.9	40-130	42-42	30,820,000	


TT	Model	Nguồn/ Nhiệt độ bơm được (V/°C)	Công suất		Cột áp M	Lưu lượng Lít/Phút	Đường kính Hút-xả	Đơn giá cũ chưa VAT	Hình ảnh minh họa
			KW	HP					
130	EVMS 5 10F5 Q1BEG E/2.2	380V	2.2	3	89.9 - 51	40-130	42-42	31,120,000	
131	EVMS 5 11F5 Q1BEG E/2.2	380V	2.2	3	98.9 - 56.1	40-130	42-42	33,190,000	
132	EVMS 5 12F5 Q1BEG E/3.0	380V	3	4	107.8 - 61.2	40-130	42-42	38,060,000	
133	EVMS 5 13F5 Q1BEG E/3.0	380V	3	4	116.8 - 66.3	40-130	42-42	38,820,000	
134	EVMS 5 14F5 Q1BEG E/3.0	380V	3	4	125.8 - 71.4	40-130	42-42	39,750,000	
135	EVMS 5 15F5 Q1BEG E/3.0	380V	3	4	134.8 - 76.5	40-130	42-42	41,200,000	
136	EVMS 5 20F5 HQ1BEG E/4.0	380V	4	5.5	182.4-104.6	40-130	42-42	49,310,000	
137	EVMS 5 23F5 HQ1BEG E/5.5	380V	5.5	7.5	211.2-121.8	40-130	42-42	59,500,000	
138	EVMS 10 3F5 Q1BEG E/1.5	380V	1.5	2	31.6 - 14.5	75-250	49-49	29,430,000	
139	EVMS 10 5F5 Q1BEG E/2.2	380V	2.2	3	52.7 - 24.2	75-250	49-49	31,960,000	
140	EVMS 10 7F5 Q1BEG E/3.0	380V	3	4	74.3 - 34.4	75-250	49-49	37,960,000	
141	EVMS 10 8F5 Q1BEG E/3.0	380V	3	4	84.9 - 39.3	75-250	49-49	38,030,000	
142	EVMS 10 11F5 Q1BEG E/4.0	380V	4	5.5	118.3-55.7	75-250	49-49	45,080,000	
143	EVMS 10 12F5 Q1BEG E/5.5	380V	5.5	7.5	130 - 61.8	75-250	49-49	57,110,000	
144	EVMS 10 15F5 Q1BEG E/5.5	380V	5.5	7.5	162.5-77.3	75-250	49-49	59,760,000	
145	EVMS 10 16F5 HQ1BEG E/7.5	380V	7.5	10	170.9-79.8	75-250	49-49	63,990,000	
146	EVMS 10 18F5 HQ1BEG E/7.5	380V	7.5	10	192.3-89.8	75-250	49-49	66,390,000	
147	EVMS 10 19F5 HQ1BEG E/7.5	380V	7.5	10	203 - 94.8	75-250	49-49	66,500,000	
148	EVMS 10 21F5 HQ1BEG E/7.5	380V	7.5	10	224.3-104.7	75-250	49-49	68,270,000	
149	EVMS 10 22F5 HQ1BEG E/11	380V	11	15	240 - 115.2	75-250	49-49	81,140,000	
150	EVMS 15 1F5 Q1BEG E/1.1	380V	1.1	1.5	12.8 - 4.3	130-400	60-60	27,520,000	
151	EVMS 15 2F5 Q1BEG E/2.2	380V	2.2	3	27.6 - 16.9	130-400	60-60	30,120,000	
152	EVMS 15 3F5 Q1BEG E/3.0	380V	3	4	41.4 - 25.4	130-400	60-60	35,170,000	
153	EVMS 15 4F5 Q1BEG E/4.0	380V	4	5.5	56 - 34.8	130-400	60-60	39,150,000	
154	EVMS 15 5F5 Q1BEG E/5.5	380V	5.5	7.5	70.5 - 44	130-400	60-60	49,730,000	
155	EVMS 15 6F5 Q1BEG E/5.5	380V	5.5	7.5	84.6 - 52.9	130-400	60-60	50,710,000	
156	EVMS 15 7F5 Q1BEG E/7.5	380V	7.5	10	97.3 - 60.1	130-400	60-60	56,600,000	
157	EVMS 15 8F5 Q1BEG E/7.5	380V	7.5	10	111.2-68.7	130-400	60-60	57,740,000	
158	EVMS 15 10F5 Q1BEG E/11	380V	11	15	142.1-89.2	130-400	60-60	71,670,000	
159	EVMS 15 11F5 Q1BEG E/11	380V	11	15	156.3-98.2	130-400	60-60	73,690,000	
160	EVMS 15 12F5 HQ1BEG E/11	380V	11	15	170.5-107.1	130-400	60-60	75,530,000	
161	EVMS 15 13F5 HQ1BEG E/11	380V	11	15	184.7-116	130-400	60-60	76,880,000	
162	EVMS 15 15F5 HQ1BEG E/15	380V	15	20	216.2-137.3	130-400	60-60	112,210,000	
163	EVMS 15 17F5 HQ1BEG E/15	380V	15	20	245.1-155.6	130-400	60-60	115,960,000	
164	EVMS 20 5F5 Q1BEG E/7.5	380V	7.5	10	76.5 - 44	180-480	60-60	51,830,000	
165	EVMS 20 6F5 Q1BEG E/7.5	380V	7.5	10	91.8 - 52.8	180-480	60-60	52,850,000	
166	EVMS 20 10F5 HQ1BEG E/11	380V	11	15	156.3-92	180-480	60-60	73,250,000	
167	EVMS 20 11F5 HQ1BEG E/15	380V	15	20	174.4-104.2	180-480	60-60	107,840,000	
168	EVMS 20 13F5 HQ1BEG E/15	380V	15	20	206.1-123.1	180-480	60-60	110,380,000	
169	EVMS 20 15F5 HQ1BEG E/18.5	380V	18.5	25	237.8-142.1	180-480	60-60	125,890,000	
EVMSG1 - Bơm ly tâm trục đứng nhiều tầng cánh-Buồng bơm và cánh bơm bằng Inox 304 - Chân Gang									
170	EVMSG1 2F5 Q1BEG E/0.37	380V	0.37	0.5	11.2-7.1	12-40	34-34	19,700,000	
EVMSG1 - Bơm ly tâm trục đứng nhiều tầng cánh-Buồng bơm và cánh bơm bằng Inox 304 - Chân Gang									
171	EVMSG1 2F5 Q1BEG E/0.37	380V	0.37	0.5	11.2-7.1	12-40	34-34	19,700,000	
172	EVMSG1 3F5 Q1BEG E/0.75	380V	0.75	1	11.2-7.1	12-40	34-34	19,700,000	
173	EVMSG1 4F5 Q1BEG E/1.5	380V	1.5	2	11.2-7.1	12-40	34-34	19,700,000	
174	EVMSG1 5F5 Q1BEG E/3	380V	3	4	11.2-7.1	12-40	34-34	19,700,000	
175	EVMSG1 7F5 Q1BEG E/7.5	380V	7.5	10	11.2-7.1	12-40	34-34	19,700,000	
176	EVMSG1 10F5 Q1BEG E/15	380V	15	20	11.2-7.1	12-40	34-34	19,700,000	
177	EVMSG1 15F5 Q1BEG E/30	380V	30	40	11.2-7.1	12-40	34-34	19,700,000	
178	EVMSG1 20F5 Q1BEG E/45	380V	45	60	11.2-7.1	12-40	34-34	19,700,000	
179	EVMSG1 30F5 Q1BEG E/75	380V	75	100	11.2-7.1	12-40	34-34	19,700,000	
180	EVMSG1 40F5 Q1BEG E/110	380V	110	150	11.2-7.1	12-40	34-34	19,700,000	
181	EVMSG1 50F5 Q1BEG E/150	380V	150	200	11.2-7.1	12-40	34-34	19,700,000	
182	EVMSG1 75F5 Q1BEG E/225	380V	225	300	11.2-7.1	12-40	34-34	19,700,000	
183	EVMSG1 100F5 Q1BEG E/300	380V	300	400	11.2-7.1	12-40	34-34	19,700,000	
184	EVMSG1 150F5 Q1BEG E/450	380V	450	600	11.2-7.1	12-40	34-34	19,700,000	
185	EVMSG1 200F5 Q1BEG E/600	380V	600	800	11.2-7.1	12-40	34-34	19,700,000	
186	EVMSG1 300F5 Q1BEG E/900	380V	900	1200	11.2-7.1	12-40	34-34	19,700,000	
187	EVMSG1 400F5 Q1BEG E/1200	380V	1200	1600	11.2-7.1	12-40	34-34	19,700,000	
188	EVMSG1 500F5 Q1BEG E/1500	380V	1500	2000	11.2-7.1	12-40	34-34	19,700,000	
189	EVMSG1 750F5 Q1BEG E/2250	380V	2250	3000	11.2-7.1	12-40	34-34	19,700,000	
190	EVMSG1 1000F5 Q1BEG E/3000	380V	3000	4000	11.2-7.1	12-40	34-34	19,700,000	
191	EVMSG1 1500F5 Q1BEG E/4500	380V	4500	6000	11.2-7.1	12-40	34-34	19,700,000	
192	EVMSG1 2000F5 Q1BEG E/6000	380V	6000	8000	11.2-7.1	12-40	34-34	19,700,000	
193	EVMSG1 3000F5 Q1BEG E/9000	380V	9000	12000	11.2-7.1	12-40	34-34	19,700,000	
194	EVMSG1 4000F5 Q1BEG E/12000	380V	12000	16000	11.2-7.1	12-40	34-34	19,700,000	
195	EVMSG1 5000F5 Q1BEG E/15000	380V	15000	20000	11.2-7.1	12-40	34-34	19,700,000	
196	EVMSG1 7500F5 Q1BEG E/22500	380V	22500	30000	11.2-7.1	12-40	34-34	19,700,000	
197	EVMSG1 10000F5 Q1BEG E/30000	380V	30000	40000	11.2-7.1	12-40	34-34	19,700,000	
198	EVMSG1 15000F5 Q1BEG E/45000	380V	45000	60000	11.2-7.1	12-40	34-34	19,700,000	
199	EVMSG1 20000F5 Q1BEG E/60000	380V	60000	80000	11.2-7.1	12-40	34-34	19,700,000	
200	EVMSG1 30000F5 Q1BEG E/90000	380V	90000	120000	11.2-7.1	12-40	34-34	19,700,000	














TT	Model	Nguồn/ Nhiệt độ bơm được (V/°C)	Công suất		Cột áp M	Lưu lượng Lít/Phút	Đường kính Hút-xả	Đơn giá cũ chưa VAT	Hình ảnh minh họa
			KW	HP					
176	EVMSG1 3F5 Q1BEG E/0.37	380V	0.37	0.5	16.8-10.6	12-40	34-34	20,280,000	
177	EVMSG1 4F5 Q1BEG E/0.37	380V	0.37	0.5	22.4-14.2	12-40	34-34	20,520,000	
178	EVMSG1 5F5 Q1BEG E/0.37	380V	0.37	0.5	28-17.7	12-40	34-34	21,310,000	
179	EVMSG1 6F5 Q1BEG E/0.37	380V	0.37	0.5	33.6-21.2	12-40	34-34	21,820,000	
180	EVMSG1 7F5 Q1BEG E/0.37	380V	0.37	0.5	39.2-24.8	12-40	34-34	22,380,000	
181	EVMSG1 8F5 Q1BEG E/0.37	380V	0.37	0.5	44.5-28.3	12-40	34-34	22,910,000	
182	EVMSG1 9F5 Q1BEG E/0.55	380V	0.55	0.75	50.5-31.8	12-40	34-34	24,400,000	
183	EVMSG1 10F5 Q1BEG E/0.55	380V	0.55	0.75	56-35.4	12-40	34-34	24,800,000	
184	EVMSG1 11F5 Q1BEG E/0.55	380V	0.55	0.75	61.5-38.9	12-40	34-34	25,590,000	
185	EVMSG1 12F5 Q1BEG E/0.55	380V	0.55	0.75	67-42.5	12-40	34-34	26,610,000	
186	EVMSG1 13F5 Q1BEG E/0.55	380V	0.55	0.75	73-46	12-40	34-34	28,430,000	
187	EVMSG1 14F5 Q1BEG E/0.75	380V	0.75	1	78.5-49.5	12-40	34-34	29,770,000	
188	EVMSG1 16F5 Q1BEG E/0.75	380V	0.75	1	89.5-56.5	12-40	34-34	31,330,000	
189	EVMSG1 18F5 Q1BEG E/1.1	380V	1.1	1.5	101-63.5	12-40	34-34	33,500,000	
190	EVMSG1 20F5 Q1BEG E/1.1	380V	1.1	1.5	112-71	12-40	34-34	34,800,000	
191	EVMSG1 22F5 Q1BEG E/1.1	380V	1.1	1.5	123-78	12-40	34-34	36,540,000	
192	EVMSG1 24F5 Q1BEG E/1.1	380V	1.1	1.5	135-85	12-40	34-34	37,330,000	
193	EVMSG1 26F5 Q1BEG E/1.1	380V	1.1	1.5	146-92	12-40	34-34	38,800,000	
194	EVMSG1 27F5 Q1BEG E/1.5	380V	1.5	2	151-95.5	12-40	34-34	43,590,000	
195	EVMSG1 29F5 HQ1BEG E/1.5	380V	1.5	2	163-103	12-40	34-34	44,960,000	
196	EVMSG1 32F5 HQ1BEG E/1.5	380V	1.5	2	179-113	12-40	34-34	47,150,000	
197	EVMSG1 34F5 HQ1BEG E/1.5	380V	1.5	2	191-120	12-40	34-34	48,150,000	
198	EVMSG1 37F5 HQ1BEG E/1.5	380V	1.5	2	207-131	12-40	34-34	50,710,000	
199	EVMSG1 39F5 HQ1BEG E/2.2	380V	2.2	3	219-138	12-40	34-34	53,800,000	
EVMSG3 - Bơm ly tâm trực đứng nhiều tầng cánh-Buồng bơm và cánh bơm bằng Inox 304 - Chân gang									
200	EVMSG3 2F5 Q1BEG E/0.37	380V	0.37	0.5	14.1-8.3	20-75	34-34	19,560,000	
201	EVMSG3 3F5 Q1BEG E/0.37	380V	0.37	0.5	21.1-12.5	20-75	34-34	19,980,000	
202	EVMSG3 4F5 Q1BEG E/0.37	380V	0.37	0.5	28.2-16.7	20-75	34-34	20,330,000	
203	EVMSG3 5F5 Q1BEG E/0.55	380V	0.55	0.75	35.2-20.9	20-75	34-34	21,800,000	
204	EVMSG3 6F5 Q1BEG E/0.55	380V	0.55	0.75	42.5-25	20-75	34-34	22,280,000	
205	EVMSG3 7F5 Q1BEG E/0.75	380V	0.75	1	49.5-29.2	20-75	34-34	23,940,000	
206	EVMSG3 8F5 Q1BEG E/0.75	380V	0.75	1	56.5-33.4	20-75	34-34	24,560,000	
207	EVMSG3 9F5 Q1BEG E/1.1	380V	1.1	1.5	63.5-37.6	20-75	34-34	25,870,000	
208	EVMSG3 10F5 Q1BEG E/1.1	380V	1.1	1.5	70.5-41.5	20-75	34-34	26,360,000	
209	EVMSG3 11F5 Q1BEG E/1.1	380V	1.1	1.5	77.5-46	20-75	34-34	27,240,000	
210	EVMSG3 12F5 Q1BEG E/1.1	380V	1.1	1.5	84.5-50	20-75	34-34	28,150,000	
211	EVMSG3 13F5 Q1BEG E/1.5	380V	1.5	2	91.5-54.5	20-75	34-34	31,540,000	
212	EVMSG3 14F5 Q1BEG E/1.5	380V	1.5	2	98.5-58.5	20-75	34-34	31,710,000	
213	EVMSG3 15F5 Q1BEG E/1.5	380V	1.5	2	106-62.5	20-75	34-34	32,610,000	
214	EVMSG3 16F5 Q1BEG E/1.5	380V	1.5	2	113-67	20-75	34-34	33,260,000	
215	EVMSG3 17F5 Q1BEG E/2.2	380V	2.2	3	120-71	20-75	34-34	34,570,000	
216	EVMSG3 19F5 Q1BEG E/2.2	380V	2.2	3	134-79.5	20-75	34-34	35,990,000	
217	EVMSG3 21F5 Q1BEG E/2.2	380V	2.2	3	148-87.5	20-75	34-34	37,660,000	
218	EVMSG3 23F5 HQ1BEG E/2.2	380V	2.2	3	162-96	20-75	34-34	39,220,000	
219	EVMSG3 24F5 HQ1BEG E/2.2	380V	2.2	3	169-100	20-75	34-34	39,920,000	

TT	Model	Nguồn/ Nhiệt độ bơm được (V/°C)	Công suất		Cột áp M	Lưu lượng Lít/Phút	Đường kính Hút-xả	Đơn giá cũ chưa VAT	Hình ảnh minh họa	
			KW	HP						
220	EVMSG3 25F5 HQ1BEG E/2.2	380V	3.0	4	176-104	20-75	34-34	46,380,000		
221	EVMSG3 27F5 HQ1BEG E/2.2	380V	3.0	4	190-113	20-75	34-34	48,060,000		
222	EVMSG3 29F5 HQ1BEG E/2.2	380V	3.0	4	204-121	20-75	34-34	49,480,000		
223	EVMSG3 31F5 HQ1BEG E/2.2	380V	3.0	4	218-129	20-75	34-34	50,850,000		
224	EVMSG3 33F5 HQ1BEG E/2.2	380V	3.0	4	232-138	20-75	34-34	51,850,000		
EVMSG5 - Bơm ly tâm trục đứng nhiều tầng cánh-Buồng bơm và cánh bơm bằng Inox 304 -Chân gang										
225	EVMSG5 2F5 Q1BEG E/0.37	380V	0.37	0.5	18-10.2	40-130	42-42	19,840,000		
226	EVMSG5 3F5 Q1BEG E/0.55	380V	0.55	0.75	26.9-15.3	40-130	42-42	21,030,000		
227	EVMSG5 4F5 Q1BEG E/0.75	380V	0.75	1	35.9-20.4	40-130	42-42	22,700,000		
228	EVMSG5 5F5 Q1BEG E/1.1	380V	1.1	1.5	45-22.5	40-130	42-42	23,960,000		
229	EVMSG5 6F5 Q1BEG E/1.5	380V	1.5	2	54-30.6	40-130	42-42	26,220,000		
230	EVMSG5 7F5 Q1BEG E/1.5	380V	1.5	2	63-35.7	40-130	42-42	27,150,000		
231	EVMSG5 8F5 Q1BEG E/2.2	380V	2.2	3	72-41	40-130	42-42	28,400,000		
232	EVMSG5 9F5 Q1BEG E/2.2	380V	2.2	3	81-46	40-130	42-42	29,360,000		
233	EVMSG5 10F5 Q1BEG E/2.2	380V	2.2	3	90-51	40-130	42-42	29,640,000		
234	EVMSG5 11F5 Q1BEG E/2.2	380V	2.2	3	98.5-56	40-130	42-42	31,850,000		
235	EVMSG5 12F5 Q1BEG E/3.0	380V	3.0	4	108-61	40-130	42-42	36,750,000		
236	EVMSG5 13F5 Q1BEG E/3.0	380V	3.0	4	117-66.5	40-130	42-42	37,470,000		
237	EVMSG5 14F5 Q1BEG E/3.0	380V	3.0	4	126-71.5	40-130	42-42	39,170,000		
238	EVMSG5 15F5 Q1BEG E/3.0	380V	3.0	4	135-76.5	40-130	42-42	40,590,000		
239	EVMSG5 17F5 Q1BEG E/4.0	380V	4	5.5	153-86.5	40-130	42-42	43,960,000		
240	EVMSG5 19F5 HQ1BEG E/4.0	380V	4	5.5	171-97	40-130	42-42	47,590,000		
241	EVMSG5 20F5 HQ1BEG E/4.0	380V	4	5.5	179-102	40-130	42-42	47,940,000		
242	EVMSG5 23F5 HQ1BEG E/5.5	380V	5.5	7.5	206-117	40-130	42-42	57,990,000		
243	EVMSG5 25F5 HQ1BEG E/5.5	380V	5.5	7.5	224-127	40-130	42-42	59,570,000		
244	EVMSG5 27F5 HQ1BEG E/5.5	380V	5.5	7.5	242-138	40-130	42-42	63,060,000		
EVMSG10 - Bơm ly tâm trục đứng nhiều tầng cánh-Buồng bơm và cánh bơm bằng Inox 304 - Chân gang										
245	EVMSG10 2F5 Q1BEG E/0.75	380V	0.75	1	21.2-9.8	75-250	49-49	25,540,000		
246	EVMSG10 3F5 Q1BEG E/1.5	380V	1.5	2	31.8-14.7	75-250	49-49	27,770,000		
247	EVMSG10 4F5 Q1BEG E/2.2	380V	2.2	3	42.4-19.6	75-250	49-49	29,260,000		
248	EVMSG10 5F5 Q1BEG E/2.2	380V	2.2	3	53-24.6	75-250	49-49	30,330,000		
249	EVMSG10 6F5 Q1BEG E/2.2	380V	2.2	3	63.5-29.5	75-250	49-49	30,870,000		
250	EVMSG10 7F5 Q1BEG E/3.0	380V	3.0	4	74-34.4	75-250	49-49	37,080,000		
251	EVMSG10 8F5 Q1BEG E/3.0	380V	3.0	4	84.5-39.3	75-250	49-49	37,200,000		
252	EVMSG10 9F5 Q1BEG E/4.0	380V	4.0	5.5	95.5-44	75-250	49-49	41,610,000		
253	EVMSG10 10F5 Q1BEG E/4.0	380V	4.0	5.5	106-49	75-250	49-49	41,960,000		
254	EVMSG10 11F5 Q1BEG E/4.0	380V	4.0	5.5	116-54	75-250	49-49	43,520,000		
255	EVMSG10 12F5 Q1BEG E/5.5	380V	5.5	7.5	127-59	75-250	49-49	55,460,000		
256	EVMSG10 14F5 Q1BEG E/5.5	380V	5.5	7.5	148-68.5	75-250	49-49	57,620,000		
257	EVMSG10 15F5 Q1BEG E/5.5	380V	5.5	7.5	159-73.5	75-250	49-49	58,220,000		
258	EVMSG10 16F5 HQ1BEG E/7.5	380V	7.5	10	169-78.5	75-250	49-49	62,460,000		
259	EVMSG10 18F5 HQ1BEG E/7.5	380V	7.5	10	191-88.5	75-250	49-49	64,360,000		
260	EVMSG10 19F5 HQ1BEG E/7.5	380V	7.5	10	201-93.5	75-250	49-49	65,020,000		
261	EVMSG10 21F5 HQ1BEG E/7.5	380V	7.5	10	222-103	75-250	49-49	66,740,000		
262	EVMSG10 22F5 HQ1BEG E/11	380V	11	15	233-108	75-250	49-49	79,510,000		

TT	Model	Nguồn/ Nhiệt độ bơm được (V ^o C)	Công suất		Cột áp M	Lưu lượng Lít/Phút	Đường kính Hút-xả	Đơn giá cũ chưa VAT	Hình ảnh minh họa
			KW	HP					
263	EVMSG10 23F5 HQ1BEG E/11	380V	11	15	244-113	75-250	49-49	81,760,000	
EVMSG15 - Bơm ly tâm trực đứng nhiều tầng cánh-Buồng bơm và cánh bơm bằng Inox 304 - Chân gang									
264	EVMSG 15 1F5 Q1BEG E/1.1	380V	1.1	1.5	13.8-8.4	130-400	60-60	25,980,000	
265	EVMSG 15 2F5 Q1BEG E/2.2	380V	2.2	3	27.5-16.8	130-400	60-60	28,590,000	
266	EVMSG 15 3F5 Q1BEG E/3.0	380V	3.0	4	41.5-25.2	130-400	60-60	34,380,000	
267	EVMSG 15 4F5 Q1BEG E/4.0	380V	4	5.5	55-33.6	130-400	60-60	38,400,000	
268	EVMSG 15 5F5 Q1BEG E/5.5	380V	5.5	7.5	69-42	130-400	60-60	48,240,000	
269	EVMSG 15 6F5 Q1BEG E/5.5	380V	5.5	7.5	82.5-50.5	130-400	60-60	49,170,000	
270	EVMSG 15 7F5 Q1BEG E/7.5	380V	7.5	10	96.5-58.5	130-400	60-60	55,060,000	
271	EVMSG 15 8F5 Q1BEG E/7.5	380V	7.5	10	110-67	130-400	60-60	56,250,000	
272	EVMSG 15 9F5 Q1BEG E/11	380V	11	15	124-75.5	130-400	60-60	68,920,000	
273	EVMSG 15 10F5 Q1BEG E/11	380V	11	15	138-84	130-400	60-60	70,110,000	
274	EVMSG 15 11F5 Q1BEG E/11	380V	11	15	151-92.5	130-400	60-60	72,160,000	
275	EVMSG 15 12F5 HQ1BEG E/11	380V	11	15	165-101	130-400	60-60	73,950,000	
276	EVMSG 15 13F5 HQ1BEG E/11	380V	11	15	179-109	130-400	60-60	75,370,000	
277	EVMSG 15 15F5 HQ1BEG E/15	380V	15	20	206-126	130-400	60-60	108,560,000	
278	EVMSG 15 17F5 HQ1BEG E/15	380V	15	20	234-143	130-400	60-60	112,700,000	
EVMSG20 - Bơm ly tâm trực đứng nhiều tầng cánh-Buồng bơm và cánh bơm bằng Inox 304 - C									
279	EVMSG 20 1F5 Q1BEG E//1.1	380V	1.1	1.5	15.2-8.7	180-480	60-60	26,010,000	
280	EVMSG 20 2F5 Q1BEG E//3.0	380V	3	4	30.4-17.4	180-480	60-60	33,150,000	
281	EVMSG 20 3F5 Q1BEG E//4.0	380V	4	5.5	46-26.2	180-480	60-60	36,660,000	
282	EVMSG 20 4F5 Q1BEG E//5.5	380V	5.5	7.5	61-34.9	180-480	60-60	46,100,000	
283	EVMSG 20 5F5 Q1BEG E//7.5	380V	7.5	10	76-43.6	180-480	60-60	50,290,000	
284	EVMSG 20 6F5 Q1BEG E//7.5	380V	7.5	10	91.2-52.3	180-480	60-60	51,290,000	
285	EVMSG 20 7F5 Q1BEG E/11	380V	11	15	106-61.1	180-480	60-60	66,340,000	
286	EVMSG 20 8F5 Q1BEG E/11	380V	11	15	122-70	180-480	60-60	67,760,000	
287	EVMSG 20 9F5 Q1BEG E/11	380V	11	15	137-79	180-480	60-60	69,180,000	
288	EVMSG 20 10F5 HQ1BEG E/11	380V	11	15	152-87	180-480	60-60	71,720,000	
289	EVMSG 20 11F5 HQ1BEG E/15	380V	15	20	167-96	180-480	60-60	104,540,000	
290	EVMSG 20 12F5 HQ1BEG E/15	380V	15	20	182-105	180-480	60-60	105,490,000	
291	EVMSG 20 13F5 HQ1BEG E/15	380V	15	20	198-113	180-480	60-60	107,000,000	
292	EVMSG 20 14F5 HQ1BEG E/18.5	380V	18.5	25	213-122	180-480	60-60	121,680,000	
293	EVMSG 20 15F5 HQ1BEG E/18.5	380V	18.5	25	228-131	180-480	60-60	122,660,000	
294	EVMSG 20 16F5 HQ1BEG E/18.5	380V	18.5	25	243-140	180-480	60-60	123,700,000	
3M - Bơm ly tâm - Buồng bơm và cánh bằng Inox 304									
295	3M 32-125/1.1	380/90	1.1	1.5	21-12	100-333	60-42	18,210,000	
296	3M 32-160/1.5	380/90	1.5	2	28-17	100-333	60-42	21,260,000	
297	3M 32-160/2.2	380/90	2.2	3	35.5 25	100-333	60-42	21,450,000	
298	3M 32-200/3.0	380/90	3	4	42-28	100-333	60-42	26,890,000	
299	3M 32-200/4.0	380/90	4	5.5	53.5-38	100-360	60-42	28,450,000	
300	3M 32-200/5.5	380/90	5.5	7.5	69-58.3	100-300	60-42	35,820,000	
301	3M 32-200/7.5	380/90	7.5	10	69-44	100-450	60-42	36,960,000	
302	3M 40-125/1.5	380/90	1.5	2	19-7	200-700	76-49	21,260,000	
303	3M 40-125/2.2	380/90	2.2	3	25.5-13	200-700	76-49	21,610,000	
304	3M 40-160/3.0	380/90	3	4	29.5-17	200-700	76-49	24,400,000	



TT	Model	Nguồn/ Nhiệt độ bơm được (V/°C)	Công suất		Cột áp M	Lưu lượng Lít/Phút	Đường kính Hút-xả	Đơn giá cũ chưa VAT	Hình ảnh minh họa
			KW	HP					
305	3M 40-160/4.0	380/90	4	5	38.5-25.5	200-700	76-49	27,980,000	
306	3M 40-200/5.5	380/90	5.5	7.5	45.5-31	200-700	76-49	38,960,000	
307	3M 40-200/7.5	380/90	7.5	10	57-44	200-700	76-49	43,100,000	
308	3M 40-200/11	380/90	11	15	71-59	200-700	76-49	58,600,000	
309	3M 50-125/2.2	380/90	2.2	3	17.5-8	400-1000	76-60	22,980,000	
310	3M 50-125/3.0	380/90	3	4	20.5-8	400-1200	76-60	25,220,000	
311	3M 50-125/4.0	380/90	4	5.5	26-14	400-1200	76-60	28,120,000	
312	3M 50-160/5.5	380/90	5.5	7.5	31-18	400-1200	76-60	38,030,000	
313	3M 50-160/7.5	380/90	7.5	10	38-26	400-1200	76-60	39,170,000	
314	3M 50-200/9.2	380/90	9.2	12.5	50-34	500-1200	76-60	45,500,000	
315	3M 50-200/11	380/90	11	15	56-42	500-1200	76-60	46,870,000	
316	3M 50-200/15	380/90	15	20	70-57	500-1200	76-60	71,020,000	
317	3M 65-125/4.0	380/90	4	5.5	19.6-6.2	600-1900	90-76	37,400,000	
318	3M 65-125/5.5	380/90	5.5	7.5	23.8-8	600-1900	90-76	41,750,000	
319	3M 65-125/7.5	380/90	7.5	10	29.5-12	700-1200	90-76	42,940,000	
320	3M 65-160/7.5	380/90	7.5	10	29.9-14.2	700-2000	90-76	43,990,000	
321	3M 65-160/9.2	380/90	9.2	13	34.3-16.9	700-2200	90-76	50,920,000	
322	3M 65-160/11	380/90	11	15	38.6-20	700-2200	90-76	52,730,000	
323	3M 65-160/15	380/90	15	20	45.5-26.5	700-2200	90-76	75,740,000	
MD - Bơm ly tâm - Buồng bơm bằng gang, cánh bơm bằng gang									
324	MD 40-250/11	380/90	11	15	73-55	200-600	76-49	53,390,000	

TT	Model	Nguồn/ Nhiệt độ bơm được (V/°C)	Công suất		Cột áp M	Lưu lượng Lít/Phút	Đường kính Hút-xả	Đơn giá cũ chưa VAT	Hình ảnh minh họa
			KW	HP					
325	MD 40-250/15	380/90	15	20	93-74	200-600	76-49	64,460,000	
326	MD 50-250/15	380/90	15	20	69-47	400-1100	76-60	80,440,000	
327	MD 50-250/18.5	380/90	18.5	25	80-57	400-1150	76-60	85,510,000	
328	MD 50-250/22	380/90	22	30	91-70	400-1150	76-60	89,580,000	
348	3D 50-200/11	380/90	11	15	56-42	500-1200	76-60	35,190,000	
349	3D 50-200/15	380/90	15	20	70-57	500-1200	76-60	57,430,000	
350	3D 65-125/4.0	380/90	4	5.5	20-6	600-1900	90-76	26,170,000	
351	3D 65-125/5.5	380/90	5.5	7.5	25-8	700-2100	90-76	29,520,000	
352	3D 65-125/7.5	380/90	7.5	10	30-13	700-2200	90-76	30,470,000	
353	3D 65-160/7.5	380/90	7.5	10	29-12	700-2100	90-76	31,870,000	
354	3D 65-160/9.2	380/90	9.2	12.5	35-17	700-2200	90-76	37,500,000	
355	3D 65-160/11	380/90	11	15	39-22	700-2200	90-76	38,780,000	
356	3D 65-160/15	380/90	15	20	46-31	700-2200	90-76	60,570,000	
357	3D 65-200/15	380/90	15	20	51-27	700-2200	90-76	63,020,000	
358	3D 65-200/18.5	380/90	18.5	25	58-34	700-2300	90-76	67,250,000	
359	3D 65-200/22	380/90	22	30	66-43	700-2300	90-76	72,130,000	
DWO - Bơm ly tâm (nước bẩn)- Buồng bơm và cánh (hở) bằng Inox 304									
360	DWO 150 M	220/90	1.1	1.5	9.5-5.1	100-550	60-60	14,100,000	
361	DWO 150	380/90	1.1	1.5	9.5-5.1	100-550	60-60	14,120,000	
362	DWO 200	380/90	1.5	2	12.7-5.8	100-750	60-60	14,720,000	
363	DWO 300	380/90	2.2	3	15-7.5	100-950	76-60	16,660,000	
364	DWO 400	380/90	3	4	17.5-7.6	100-1100	76-60	18,000,000	
BEST - Bơm chìm nước thải - thân bằng Inox 304									
365	BEST ONE MA	220/40	0.25	0.33	8.3-1.8	20-170	42	7,140,000	
366	BEST 3	380/50	0.75	1	13.6-3.2	20-280	49	13,770,000	
367	BEST 3 MA	220/50	0.75	1	13.6-3.2	20-280	49	14,170,000	
368	BEST 4	380/50	1.1	1.5	17.4-4.6	20-330	49	15,340,000	
369	BEST 4 MA	220/50	1.1	1.5	17.4-4.6	20-330	49	15,700,000	
370	BEST 5	380/50	1.5	2	18.4-5	20-360	49	16,420,000	
RIGHT - Bơm chìm nước thải - thân bằng Inox 304									
371	RIGHT 100	380/50	0.75	1	9.5-2	40-300	49	9,710,000	
372	RIGHT 100 MA	220/50	0.75	1	9.5-2	40-300	49	9,960,000	
DW - Bơm chìm nước bùn chất thải - thân bằng Inox 304									
373	DW VOX 100	380/40	0.74	1	7.9-1.9	100-500	60	18,470,000	
374	DW VOX 100 MA	220/40	0.74	1	7.9-1.9	100-500	60	18,680,000	
375	DW VOX 150	380/40	1.1	1.5	10.2-2.1	100-600	60	18,810,000	
376	DW VOX 150 MA	220/40	1.1	1.5	10.2-2.1	100-600	60	19,400,000	
377	DW VOX 200	380/40	1.5	2	12.5-1.6	100-700	60	20,430,000	
378	DW VOX 300	380/40	2.2	3	15.7-3.6	100-800	60	23,160,000	

GHI CHÚ :

Giá bán ra chưa bao gồm mặt bích

Xuất xứ : EBARA ITALIA, bảo hành: 12 tháng

* Giá trên chưa bao gồm VAT. (bắt buộc lấy VAT)

Hàng nhập khẩu có đầy đủ CO, CQ

Lưu ý : Kiểm tra lại thông số trên Catalogue