



## **HVF INVERTER CONTROLLER**

Controller is easy to operate. It provides effective and easy interface with easy touch pad operation that allows easy configuration for most domestic water control applications. The LCD display gives accurate information about the actual operation of the pump.

## TECHNICAL DATA

Liquid Temperature: 0~90C/32~194F

HP range: 1~5HP/0.75~3.7kW

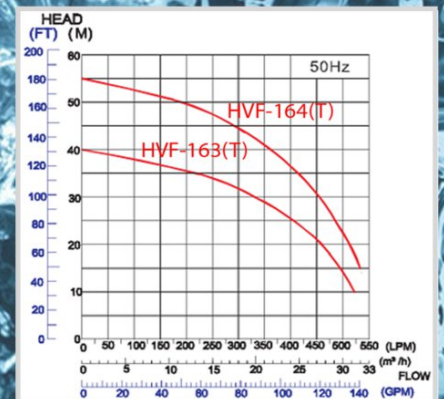
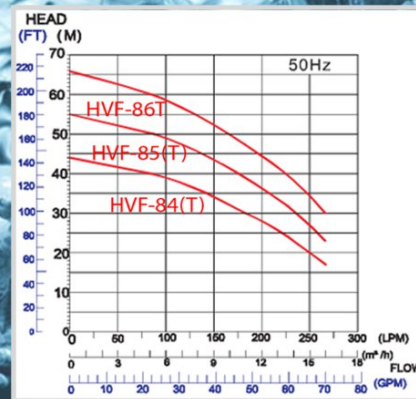
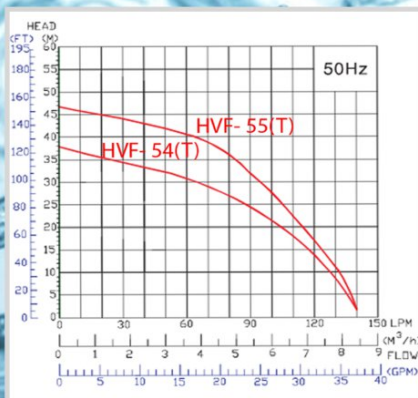
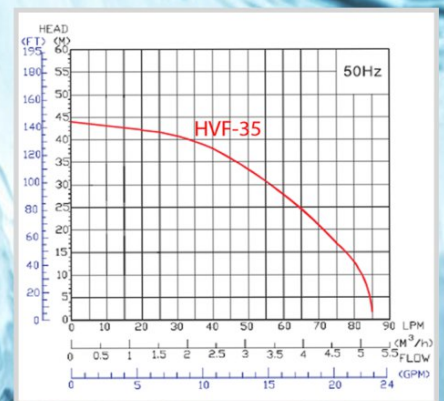
pH: 6-8

Rated Speed: 2900 rpm

Protection Calss: IP55

Maximum Suction: 1M

## CURVE



## SPECIFICATION

Model No.	Output		Inlet		Outlet		Max Flow(LPM)	LPM Flow @ Head					Max Head(M)	Weight Kg
	HP	KW	mm	inch	mm	inch		10M	20M	30M	40M	50M		
HVF-35	1	0.75	25	1"	25	1"	85	82	70	55	35	-	44	10.5
HVF-54(T)	1	0.75	32	1-1/4"	25	1"	140	130	105	65	-	-	38	11.5
HVF-55(T)	1-1/2	1.125	32	1-1/4"	25	1"	140	132	115	95	65	-	47	12.5
HVF-84(T)	2	1.5	40	1.5"	40	1.5"	310	280	250	185	75	-	44	15
HVF-85(T)	3	2.2	40	1.5"	40	1.5"	310	285	275	235	185	75	55	24
HVF-86T	5	3.7	40	1.5"	40	1.5"	310	290	285	265	225	160	66	26
HVF-163(T)	3	2.2	50	2"	50	2"	540	520	460	330	-	-	40	22
HVF-164(T)	5	3.7	50	2"	50	2"	540	535	510	455	360	190	55	27

Remarks: "T" is means three phase.