



# blackline

an OBL brand



## WATER DIVISION



**Motor UNEL-MEC:**  
Motor UNEL-MEC standard 3 phase, 50/60Hz. Single phase and ATEX options available.  
**Permits standardization and quick std motor availability on site.**

**Aluminum anodized casing:**  
Improved corrosion resistance against aggressive fumes.  
**Extends pump life and lowers life-cycle cost.**

**Spring return mechanism with oversized bearing.**  
**Extends pump life and lowers life-cycle cost.**

**Large number of pumphead locking screw (12 pcs in large models).**  
**Reliable and effective sealing during operations.**




**3pcs threaded connector (PP models), Metric or Inch standard:**  
BSP or NPT thread allows easy and simple connection to pipeline.  
**Reduces cost and time of installation and maintenance.**

**Models with flowrate up to 50 l/h double valve standard, optional on request until 155 l/h (Ø108mm):**  
Increased accuracy when operating at low flow.  
**Enhance application flexibility.**

**Individual gearbox reducer for each pumphead:**  
Now you can have pumpheads with different S.P.M.  
**Enhances application flexibility.**

**Individual adjustment for each pumphead:**  
Manual adjustment standard via graduate knob or electric actuator as optional available.  
**Enhances application flexibility.**

Multiple unit:  
All possible combination until 10 pumpheads



**Multi headed option (limit according pump size):**  
- different materials (metallic and Non metallic)  
- different duty points (max flow rates and pressure)  
**Enhances application flexibility.**

**PTFE coated cast iron diaphragm chamber (large models):**  
Increased resistance in case of liquid spillage to reduce maintenance cost.  
**Extends pump life and lowers life-cycle cost.**

STURDIER

NEW DESIGN

NEW DESIGN

ENHANCED FLEXIBILITY

**ATEX**  
ALL models comply to ATEX (2014/34/CE) Group II, Category 3 (zone 2/22).

**Injection molded PVDF pumphead:**

**PVDF pumphead:**  
Combination of PVDF pumphead, PTFE seats and PYREX check valves provides broad chemical compatibility.  
**Permits standardization on single pump for multiple liquids and applications.**



**ATEX**  
ALL models comply to ATEX (2014/34/CE) Group II, Category 3 (zone 2/22).

Duplex unit with manifolds:  
To have flowrate up to 1.042 l/h



► Sectional view

THREADED CONNECTIONS



FLANGED CONNECTIONS



FEATURE & BENEFITS

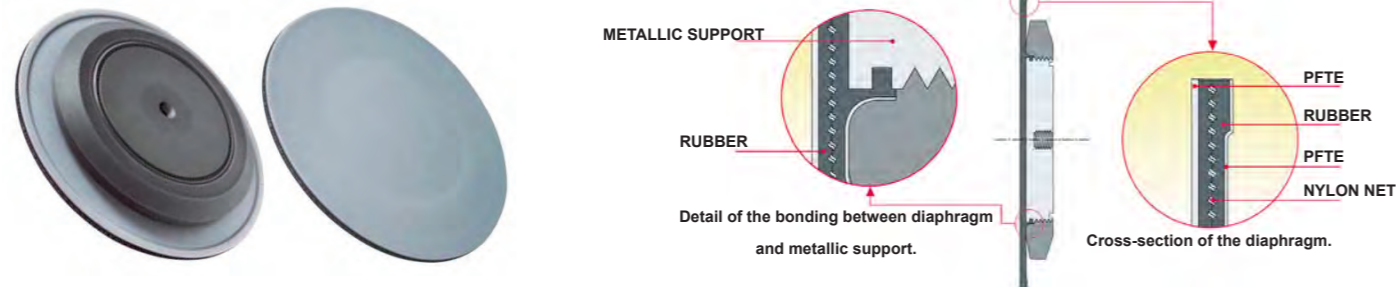
Valve & Seat material options: Ceramic, Stainless Steel, Incoloy-825, Hastelloy C-276.  
 Increased performance when handling high density and viscous as well highly abrasive and aggressive fluids while minimizing cost impact.  
**Extends pump life and lowers life-cycle cost.**

► Diaphragm Structure

The mechanical diaphragm works giving the swept volume, acting basically as plunger, and as a separator between casing and pumped fluid. The OBL's unique mechanical diaphragm design allows controlled volumetric displacement and ensures linear proportionality between flow rate and percentage of stroke.

FEATURE & BENEFITS

PP diaphragm back-support ring:  
 Protection against discharge overpressure.  
**Reduces downtime and cleanup, minimizes chemical exposure.**

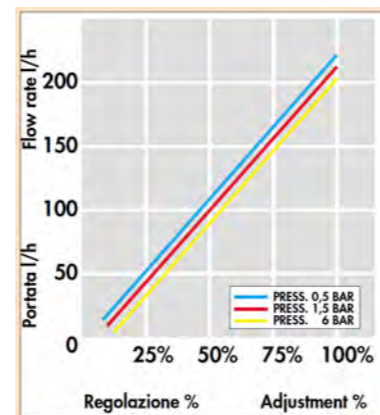


► Flowrate linearity

The OBL mechanical diaphragm pump functioning reflect the same linearity of flowrate as a plunger pump. This peculiarity is highlighted in the flow chart on the side. By the trend of the flow lines is clear the linear proportionality between flowrate and adjustment.

FEATURE & BENEFITS

Multiple layer PTFE diaphragm:  
 Flowrate is virtually unaffected by the working pressure variations (1% less every additional bar above 1,5 bar).  
 - Protection against corrosive fume entering diaphragm chamber.  
 - Reduced friction against back-support ring.  
 - Leak-free pump, due to OBL's stress-proof diaphragm.  
**Extends pump life and lowers life-cycle cost.**



► Markets & Applications

OBL pumps are designed to cover the needs of your system and other applications listed below:

BOILERS Water Quality Control



- Corrosion Inhibitors (Oxygen scavengers, etc) Anti-scaling reagents.
- Conductivity control (chemistry adjustment) pH control (acids and caustics).
- ORP (Oxidation-Reduction Potential) Anti-fouling and biological growth control (Biocides).

CHEMICAL



- Various Additive and Reactors (Chemical Reaction Process).
- Drum / Tote.
- Injection, Mixing and much more.

MINING



- Ore Separation: Leaching process (cyanides, sulphuric acid, solvents, etc.).
- Flotation collectors (polymers, etc). Defoamers emulsifiers. Depressants and Dispersant chemicals (Iron sulfide).
- Dust control (Dosing of wetting chemicals).

COOLING TOWERS Water Quality Control



- Corrosion Inhibitors, Anti-scaling reagents, pH control (acids and caustics).
- ORP (Oxidation-Reduction Potential) Anti-fouling and biological growth control (Biocides).

WATER TREATMENT Chemical Addition



- Odors Control (Hydrogen peroxide, Potassium permanganate, Activated carbon).
- Ph control (dosing of acids and caustics).
- Flotation and Clarification (Aluminium Sulfate, PAC, Ferric Chloride).
- Disinfection (Chlorine, Sodium Hypochlorite).

PULP AND PAPER



- Whitening and Bleaching process (Hydrogen Peroxide, Hypochlorite, Chlorine).
- Sizing (fillers, e.g. starch, polymers), Strengthening (Urea based chemicals, etc.), Pigmentation (dyes, pigments, etc).
- De-inking chemicals in recycling paper process (Sodium silicates, Sodium Hydroxide, Lime, Calcium Chloride, etc.).

► Technical data

Ø DIAPH./ STROKE	50 Hz			60 Hz			MAX PRESS. bar		CONNECTIONS						MOTOR kW				
	TYPE	STROKES / 1	MAX FLOW RATE l/h	TYPE	STROKES / 1	MAX FLOW RATE l/h			THREADED			FLANGED							
							3ph	1ph	A	PP	S562	A	PP	S562	3ph	1ph			
2 94	M 7 M 11 M 16 M 23	25 36 50 70	7 11 16 23	M 9 M 14 M 19	30 43 60	9 14 19	12	12	3/8" BSP f	3/8" BSP f	/	DN 15 1/2" ANSI	DN 15 1/2" ANSI	/	0,25 KW	0,25 KW			
	M 31 M 37 M 50	95 115 155	31 37 50	M 28 M 36 M 45	84 114 138	28 36 45											10	10	
4 108	M 35 M 49 M 75 M 101	36 50 70 95	35 49 75 101	M 42 M 58 M 90	43 60 84	42 58 90	10	10		1/2" BSP f	1/2" BSP f	DN 15 1/2" ANSI	DN 15 1/2" ANSI	DN 15 1/2" ANSI			0,37 KW	0,37 KW	
	M 120 M 155	115 155	120 155	M 118 M 145	114 138	118 145													10
6 138	M 102 M 131	36 50	100 132	M 119	43	120	8	8		3/4" BSP f	3/4" BSP f	3/4" BSP f	DN 20 3/4" ANSI	DN 20 3/4" ANSI			DN 20 3/4" ANSI	0,37 KW	0,37 KW
	M 201 M 261	70 95	197 260	M 158 M 236	60 84	158 236	7	7											
	M 321 M 421	115 155	320 420	M 312 M 384	114 138	312 384	6	6											
6 165	M 150 M 190 M 301	36 50 70	150 200 300	M 180 M 228 M 360	43 60 84	165 228 350	5	5	1" BSP f	1" BSP f	1" BSP f	DN 25 1" ANSI	DN 25 1" ANSI	DN 25 1" ANSI	0,37 KW	0,37 KW			
	M 431 M 521	95 115	435 520	M 519	114	515											4	4	

► Identification code

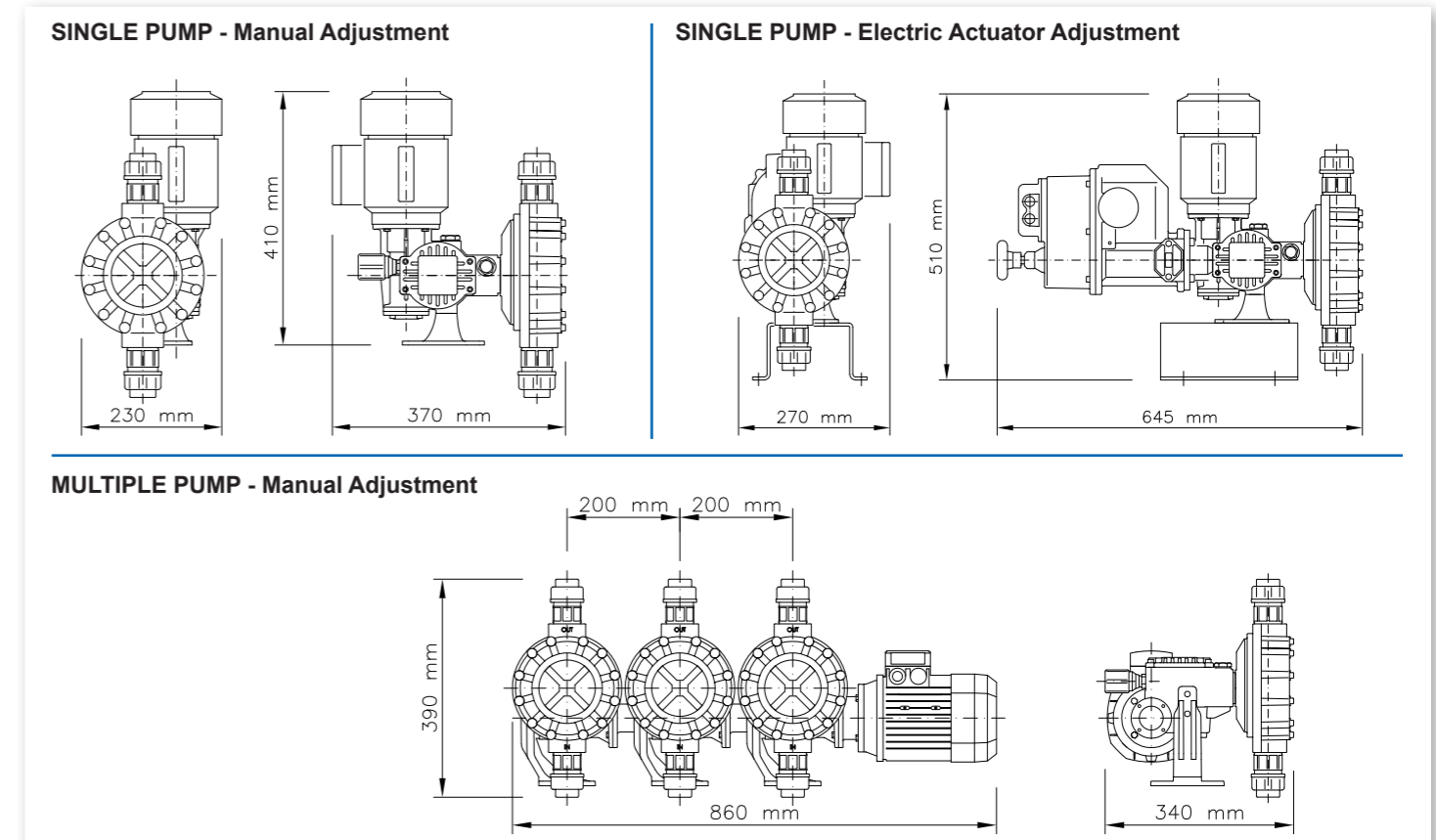
**M 236 PP DV FA ZC**

<b>M</b>	PUMP TYPE
<b>236</b>	MAX FLOWRATE l/h
<b>PP</b>	PUMPHEAD EXECUTION
...A...	AISI-316L
...PP...	POLIPROPILENE (PP)
...PP11...	PP + AISI-316L VALVES & SEATS
...PP32...	PP + INCOLOY-825 VALVES & HASTELLOY C-276 SEATS
...S562...	PP + PTFE VALVES & PYREX SEATS
<b>DV</b>	VALVES EXECUTION
...SV...	SINGLE VALVE
...DV...	DOUBLE VALVE
<b>FA</b>	CONNECTIONS
...B...	THREADED BSP f
...N...	THREADED NPT f
...F...	FLANGED UNI-DIN
...FA...	FLANGED ANSI
<b>ZC</b>	ADJUSTMENT
"..."	GRADUATE KNOB AND VERNIER
...W...	PNEUMATIC ACTUATOR
...Z...	ELECTRIC ACTUATOR

► Material of construction

COMPONENTS	A	PP	PP11	PP32	S562
PUMP HEAD	AISI-316L	PP	PP	PP	PVDF
DIAPHRAGM	PTFE	PTFE	PTFE	PTFE	PTFE
VALVE GUIDE	PP	PP	PP	PP	PVDF
VALVE SEAT	AISI-316L	PVC	AISI-316L	INCOLOY-825	PTFE
VALVE (BALL)	AISI-316L	PYREX	AISI-316L	HASTELLOY C-276	PYREX
VALVE HOUSING	AISI-316L	PP	PP	PP	PVDF
VALVE SEAL	FPM	FPM	FPM	FPM	PTFE
FLANGE	AISI-316L	PVC	PVC	PVC	PVDF

► Overall dimensions



## ► Safe area

On all pumps M, ME, R, XRN it is possible to automate the control system by installing the OBL's electric actuator Z type (ZC or ZP).

### ELECTRIC ACTUATOR CHARACTERISTICS

- IP 66 standard
- 115/230V – 1 – 50/60 Hz
- 4-20 mA feedback signal
- Manual emergency override
- Anticondensation heater (on demand)
- External automatic/manual selector (on demand)
- Flow-rate limiter (Q.max trimmer) allows to reduce the pump maximum flow-rate (corresponding to 20 mA command signal) up to 50% of the nameplate rated capacity.

The flowrate is adjusted according to following input signals:

- 4-20 mA, 0-20 mA, 20-4 mA and 0-10 V
- Pulses (0÷2 Hz - 0÷30 Hz)
- RS 485 communication protocol
- Profibus DP-V0



## OBL DESIGN

## ► Hazardous Area: ATEX version

On request the pumps M, R, XRN can be made comply with the requirements of the ATEX European Directive. Even the control system can be comply with that Directive, by installing the ATEX electric actuator Z type (ZR or ZG).

### ELECTRIC ACTUATOR CHARACTERISTICS

- ATEX II 2GD EEx-d IIB T4 IP6X
- 115/230V – 1 – 50/60 Hz
- Manual emergency override
- Anticondensation heater (on demand)
- 4-20 mA pilot signal
- 4-20 mA feedback signal



## ATEX

**oblblackline.com**

**OBL S.r.l.**

Via Kennedy, 12  
20090 Segrate (MI) - Italy

Tel. +39.02.269191

Fax +39.02.2133893

obl.info@idexcorp.com

oblpumps.it

